




EDGE ARMOR™ PERIMETER METAL

Armor Lock Drip Edge

A high-performance drip edge manufactured for the low slope roofing industry.


Materials: 24ga
Standard Sizes: 2.0", 4.0", 6.0", 8.0", 10.0"
Finish: PVDF
Testing: ES-1



Armor Lock Gravel Stop

A high-performance gravel stop designed to simplify installation and improve cost efficiency.


Materials: 24ga
Standard Sizes: 2.0", 4.0", 6.0", 8.0", 10.0"
Finish: PVDF
Testing: ES-1



Armor Fast Fascia

This two-piece application allows install of a metal edge detail over membrane in 60 mil thickness or less without the need for additional primers and stripping plies.

Materials: 24ga
Standard Sizes: 5.0", 6.5", 8.0", 9.5", 11.0", 12.5"
Finish: PVDF
Testing: ES-1



Armor Lock Coping

Armor Lock Coping includes a built in 1" raised edge cleat allowing drainage towards the roof.

Materials: 24g
Standard Sizes: Coping is available in a multitude of sizes. Please contact your Gulf Coast Supply representative for sizing and pricing.
Finish: PVDF
Testing: ES-1



1.888.425.0276
www.CraftedMetal.com



Crafted Metal